

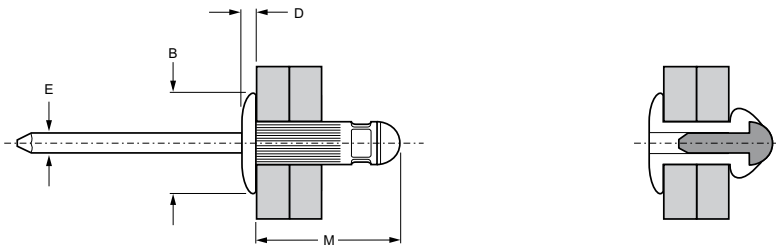
Avex® Splined 1610



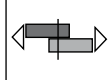



English	Français	Deutsch	Italiano	Español
Dome head	Tête plate	Flachrundkopf	Testa tonda	Cabeza alomada
Body: Low carbon steel*	Corps: Acier bas carbone*	Hülse: Stahl*	Corpo: Acciaio a basso tenore di carbonio*	Cuerpo: Acero bajo en carbono*
Zinc plated	Revêtement zingué	Verzinkt	Zincato	Zincado
Stem: Low carbon steel**	Tige: Acier bas carbone**	Dorn: Stahl**	Gambo: Acciaio a basso tenore di carbonio**	Vástago: Acero bajo en carbono**
Zinc coated	Revêtement zingué	Verzinkt	Zincato	Zincado

*: BS3111 Type 0, SAE 1008, DIN 1654, QSt 34-3

** : BS3111 Type 0, SAE 1010/1015/1018/1022, DIN 17210, Cq10 / DIN 1654 Cq15/Cq22



Ø					M	B	D	E			Part No/ref
	nom.	min.	max.	min.							
5/32" (4.0 mm)	.056	.196	.161	.166	.540	.332	.062	.1088	440	530	01610-06196
3/16" (4.8 mm)	.047	.1575	.199	.204	.530	.397	.084	.1345	810	750	01610-06197

all dimensions in inches / en pouces / alle Maße in Zoll / in pollici / en pulgadas

1) typical values / valeurs moyennes / typische Werte / Valori tipici / resistencias máximas recomendadas