

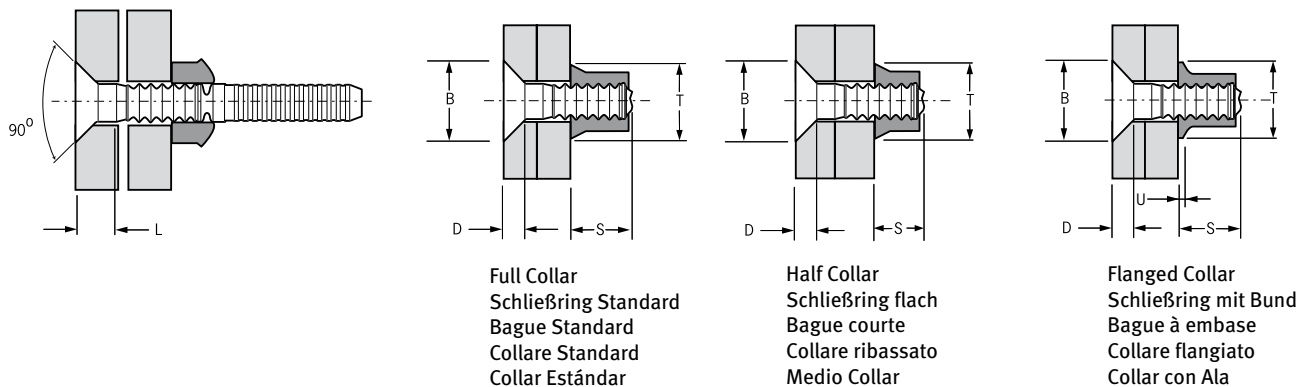
# Avdelok® 2802



For installation information please refer to the tooling overview and manuals on our website [www.avdel-global.com](http://www.avdel-global.com).  
 Pour les conditions de pose, merci de vous référer à la description de l'outil et aux manuels disponibles sur notre site Web.  
 Angaben zur Verarbeitung entnehmen Sie bitte der Geräteübersicht und den Betriebsanleitungen auf unserer Website.  
 Per informazioni sull'installazione preghiamo consultare i manuali e la panoramica degli attrezzi sul nostro sito web.  
 Para ver información sobre máquinas de colocación, consulte nuestra página web, apartados visión general de máquinas y manuales.

English	Français	Deutsch	Italiano	Español
90° Countersunk	90° Tête fraisée	90° Senkkopf	90° Testa svasata	90° Cabeza avellanada
Pin: Aluminium alloy* Polished	Tige: Alliage d'aluminium* Poli	Bolzen: Aluminium* Poliert	Bullone: Lega di alluminio* Lucido	Vástago: Aluminio* Pulido
Collar: Aluminium alloy**	Bague: Alliage d'aluminium** Brut	Schließring: Aluminium** Blank	Collare: Lega di alluminio** Nessuna finitura	Collar: Aluminio** Natural

\*: AA 2024, DIN 1725, AlCuMg2, Werkstoff 3.1355 \*\*: BS 1473 6061, AA 6061, DIN 1725 AlMg1SiCu, Werkstoff 3.3211



ø	w. Full Collar <sup>2)</sup>		L	B	D	Part No/ref Pin <sup>1)</sup>	Part No/ref Full Collar		Part No/ref Half Collar <sup>2)</sup>		Part No/ref Flanged Collar <sup>3)</sup>		
	min.	max.					S max.	T max.	S max.	T max.	S max.	T max.	U <sup>3)</sup> nom.
3/16" (4.8 mm)	.125	.250	.125	.348	.085	02802-00603	02837-00600	.370	.315	02838-00600	.402	.390	.030
	.187	.312	.187			02802-00604							
	.250	.375	.250			02802-00605							
	.312	.437	.312			02802-00606							
	.375	.500	.375			02802-00607							
	.437	.562	.437			02802-00608							
	.500	.625	.500			02802-00609							
	.562	.687	.562			02802-00610							
	.625	.750	.625			02802-00611							
	.687	.812	.687			02802-00612							
	.750	.875	.750			02802-00613							
	.812	.937	.812			02802-00614							
.875	1.000	.875	02802-00615										

all dimensions in inches / en pouces / alle Maße in Zoll / in pollici / en pulgadas  
 1), 2), 3) see last page / voir page 3 / siehe letzte Seite / vedi pagina 3 / ver Pág. 3



An Acument™ Global Technologies Company

[www.avdel-global.com](http://www.avdel-global.com)

© 2007 Acument Intellectual Properties, LLC

Avdelok® is a trademark of Avdel UK Limited

10a.2007, page 1/3

Data shown is subject to change without prior notice as a result of continuous product development and improvement policy.  
 Your local Avdel representative is at your disposal should you need to confirm latest information.

# Avdelok® 2802

ø	w. Full Collar <sup>2)</sup>		L	B	D	Part No/ref Pin <sup>1)</sup>	Part No/ref Full Collar		Part No/ref Half Collar <sup>2)</sup>		Part No/ref Flanged Collar <sup>3)</sup>		
	nom.	min.					max.	nom.	max.	nom.	S max.	T max.	S max.
3/16" (4.8 mm)	.937	1.062	.196	.937	.348	.085	02802-00616	02837-00600	02838-00600	02839-00600	.402	.390	.030
	1.000	1.125		1.000			02802-00617						
	1.062	1.187		1.062			02802-00618						
	1.125	1.250		1.125			02802-00619						
	1.187	1.312		1.187			02802-00620						
1/4" (6.4 mm)	.125	.250	.261	.125	.464	.114	02802-00803	02837-00800	02838-00800	02839-00800	.520	.515	.037
	.187	.312		.187			02802-00804						
	.250	.375		.250			02802-00805						
	.312	.437		.312			02802-00806						
	.375	.500		.375			02802-00807						
	.437	.562		.437			02802-00808						
	.500	.625		.500			02802-00809						
	.562	.687		.562			02802-00810						
	.625	.750		.625			02802-00811						
	.687	.812		.687			02802-00812						
	.750	.875		.750			02802-00813						
	.812	.937		.812			02802-00814						
	.875	1.000		.875			02802-00815						
	.937	1.062		.937			02802-00816						
	1.062	1.187		1.062			02802-00818						
1.187	1.312	1.187	02802-00820										
5/16" (8.0 mm)	.125	.375	.323	.125	.580	.143	02802-01004	02837-01000	02838-01000	02839-01000	.662	.640	.048
	.250	.500		.250			02802-01006						
	.375	.625		.375			02802-01008						
	.500	.750		.500			02802-01010						
	.625	.875		.625			02802-01012						
	.750	1.000		.750			02802-01014						
	.875	1.125		.875			02802-01016						
	1.000	1.250		1.000			02802-01018						
	1.125	1.375		1.125			02802-01020						
	1.250	1.500		1.250			02802-01022						
	1.375	1.625		1.375			02802-01024						
	1.500	1.750		1.500			02802-01026						
	1.625	1.875		1.625			02802-01028						
	1.750	2.000		1.750			02802-01030						
	1.875	2.125		1.875			02802-01032						

all dimensions in inches / en pouces / alle Maße in Zoll / in pollici / en pulgadas  
 1), 2), 3) see last page / voir page 3 / siehe letzte Seite / vedi pagina 3 / ver Pág. 3



An Acument™ Global Technologies Company

www.avdel-global.com

© 2007 Acument Intellectual Properties, LLC

Avdelok® is a trademark of Avdel UK Limited

10a.2007, page 2/3

Data shown is subject to change without prior notice as a result of continuous product development and improvement policy.  
 Your local Avdel representative is at your disposal should you need to confirm latest information.

# Avdelok® 2802

ø	w. Full Collar <sup>2)</sup>		L	B	D	Part No/ref	Part No/ref		Part No/ref				
	min.	max.					Full Collar	Half Collar <sup>2)</sup>	Flanged Collar <sup>3)</sup>				
nom.			nom.	max.	nom.	Pin <sup>1)</sup>	S max.	T max.	S max.	T max.	S max.	T max.	U <sup>3)</sup> nom.
3/8" (9.6 mm)	.250	.500	.250	.696	.172	02802-01206	02837-01200	.730   .610	02838-01200	02839-01200 .788   .786   .056			
	.375	.625	.375			02802-01208							
	.500	.750	.500			02802-01210							
	.625	.875	.625			02802-01212							
	.750	1.000	.750			02802-01214							
	.875	1.125	.875			02802-01216							
	1.000	1.250	1.000			02802-01218							
	1.125	1.375	1.125			02802-01220							
	1.250	1.500	1.250			02802-01222							
	1.375	1.625	1.375			02802-01224							
	1.500	1.750	1.500			02802-01226							
	1.625	1.875	1.625			02802-01228							
	1.750	2.000	1.750			02802-01230							
	1.875	2.125	1.875			02802-01232							

all dimensions in inches / en pouces / alle Maße in Zoll / in pollici / en pulgadas

1) Different grip range pins with different numbers of grooves are available

Tiges avec autres plages de serrage et différent nombre de cannelures sont disponible.  
Bolzen mit anderem Klemmbereich und anderer Anzahl von Rillen sind verfügbar  
Sono disponibili bulloni con spessori serrabili differenti con diverso numero di scanalature  
Disponibles pernos con diferente número de anillos segun el espesor a remachar

2) Half collars increase the grip range to that of the next longest pin. Maximum grip increases by .062" for 3/16" and 1/4" fasteners and .125" for 5/16" and 3/8" fasteners.

Avec une bague courte, la plage de serrage maximale est équivalente à celle de l'Avdelok de longueur immédiatement supérieure. La plage de serrage augmente de .062" pour tiges de 3/16" et 1/4", et de .125" pour tiges de 5/16" et 3/8".

Die Verwendung von flachen Schließringen erhöht den Klemmbereich auf den des nächstlängeren Bolzens. Der maximale Klemmbereich erhöht sich um .062" für 3/16" und 1/4" Bolzen und .125" für 5/16" und 3/8" Bolzen.

Utilizzando i collari ribassati lo spessore serrabile aumenta, ed è uguale a quello massimo del bullone di misura superiore. Il massimo spessore serrabile aumenta di .062" per i bulloni da 3/16" e 1/4" e di .125" per i bulloni da 5/16" e 3/8".

El empleo de medio collar incrementa el máx. espesor a remachar al de la siguiente toma. El máximo espesor a remachar por uso de medio collar es de .062" para diámetros de 3/16" y 1/4" y de .125" para diámetros de 5/16" y 3/8".

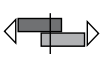

3) Flanged collars are used in applications where the hole on the collar side of the application is oversize or is slotted for alignment purposes. To determine what length of pin is required, add dimension U to the thickness of material being fastened.

Avec une bague à embase, la plage de serrage est diminuée de la valeur de la cote U.

Schließringe mit Bund werden in Anwendungen benötigt, wo das Bohrloch auf der Schließringseite übergroß oder länglich ist. Um den richtigen Bolzen zu bestimmen, addieren Sie das Maß U zu der zu verbindenden Materialstärke hinzu.

Utilizzando i collari flangiati la dimensione „U“ deve essere aggiunta allo spessore da serrare per determinare il tipo di bullone adatto.

Utilizar collar con ala cuando en la aplicación el taladro está sobredimensionado o es ranurado. Para calcular la referencia de perno necesaria añadir la cota U al espesor de la aplicación.

ø		
nom.	lbf <sup>4)</sup>	lbf <sup>4)</sup>
3/16" (4.8 mm)	1050	1060
1/4" (6.4 mm)	1875	1780
5/16" (8.0 mm)	2925	2850
3/8" (9.6 mm)	4200	4200

4) These figures represent minimum fastener shear and tensile strength values with the use of a full collar. When using half collars tension is reduced to approximately 45 %.

Cette valeurs représentent minimum résistances au cisaillement et à la traction avec l'usage d'une bague standard. Avec l'usage des bagues courtes la résistance à la traction se diminue à env. 45 %.

Diese Werte repräsentieren Minimum Scher- und Zugfestigkeiten der Verbindung unter Verwendung von Standard-Schließringen. Bei Verwendung von flachen Schließringen reduziert sich die Zugfestigkeit auf ca. 45 %.

I dati si riferiscono a bulloni installati con collari Standard, utilizzando collari ribassati i valori di trazione diminuiscono del 45 % circa, i valori di taglio rimangono invariati. I dati indicati in tabella sono minimi.

La figura representa los valores mínimos de resistencia a la cortadura y tracción cuando se utiliza collar estándar. Cuando se utiliza medio collar se reducen aproximadamente en un 45 %.



An Acument™ Global Technologies Company

www.avdel-global.com

© 2007 Acument Intellectual Properties, LLC

Avdelok® is a trademark of Avdel UK Limited

10a.2007, page 3/3

Data shown is subject to change without prior notice as a result of continuous product development and improvement policy.  
Your local Avdel representative is at your disposal should you need to confirm latest information.